




















# Editing Marks

-  Capitalize.
-  Use a lowercase letter.
-  Delete.
-  Add words.
-  Add a comma.
-  Add a period.
-  Add a question mark.
-  Add quotation marks.
-  Spell correctly.
-  Indent the paragraph.

Kingore, B. (2011). *Tiered Learning Stations in Minutes!*  
Austin: P. A. Publishing.

# Editing Marks

-  Capitalize.
-  Use a lowercase letter.
-  Delete.
-  Add words.
-  Add a comma.
-  Add a period.
-  Add a question mark.
-  Add quotation marks.
-  Spell correctly.
-  Indent the paragraph.

Kingore, B. (2011). *Tiered Learning Stations in Minutes!*  
Austin: P. A. Publishing.